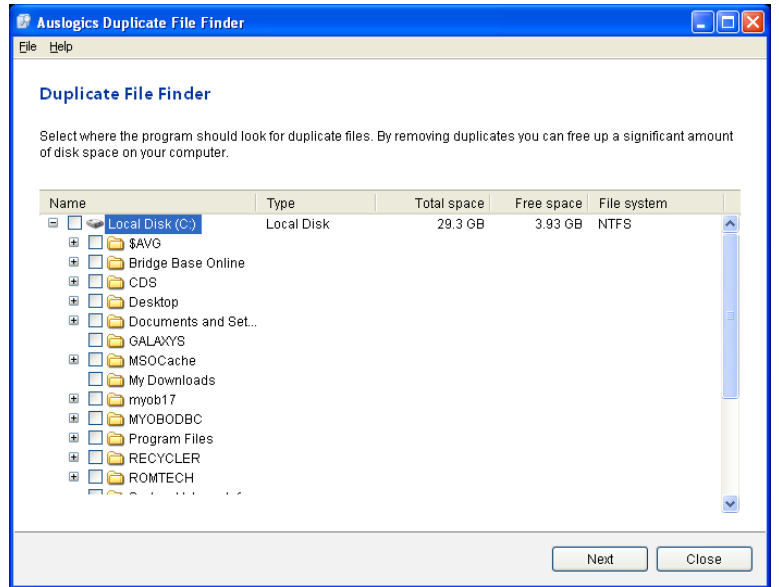


Instructions for using the Auslogics Duplicate File Finder

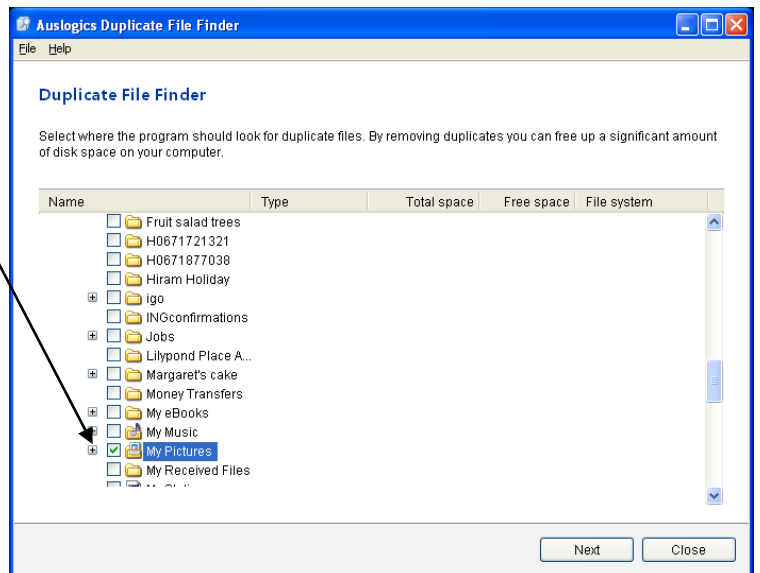
This is a useful tool to have. It is quite easy to accumulate two or even more copies of files as you move them around your computer. You don't usually need these extra copies and they can take up space on your hard disk. It is a time consuming task to work out which ones are duplicates unless you have the *Auslogics Duplicate File Finder*.

Once you have downloaded, installed and clicked on the program you will see a screen like this.

You can select which files to search for duplicates.

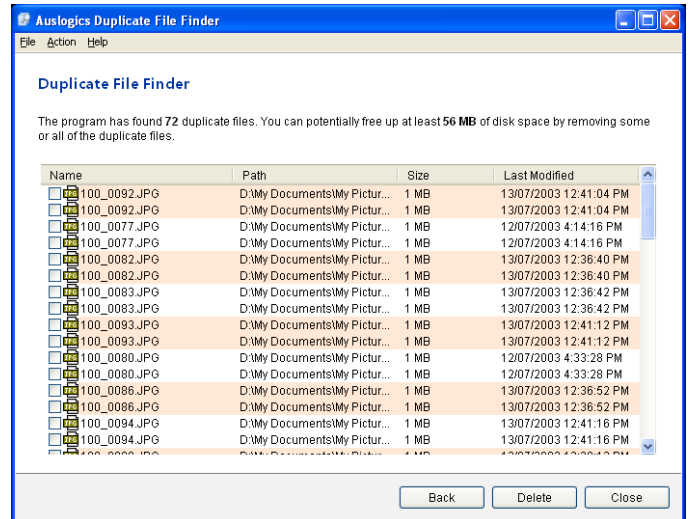


I was sure that I had several duplicated pictures files, so elected to check there.



Sure enough, there were several duplicates.

The task now is to choose which ones to delete.



It is a good idea to widen the *Path* column so that you can see all the details of your files. That makes it easier to decide which ones to remove.

When you've made your selection, click *Delete* and your selection will be sent to the Recycle Bin.

